

# How High Would You Like To Jump?

## Wall Display

### What You'll Need

- Printed fleas
- Jar (enlarge the jar provided to fit A1 or A2 and stick it to card or draw your own)
- Sign for jar (if you're drawing your own)
- Scissors
- Pens
- Blu tack, pins or velcro dots





**Step 1:** Print off the A4 worksheets so there are enough fleas for one each (you can use the coloured ones or have the students colour in their own fleas).





**Step 2:** Cut out the fleas following the dotted lines.

**Step 3:** Encourage students to write their big goals or dreams for themselves in the space beside the flea.

**Step 4:** Hang up the wall display. Let students stick up their own flea so it is jumping out of the jar.







A large, empty jar with a lid, containing a question. The jar is outlined in black and has a lid with a small tab. Inside the jar, a rounded rectangular box contains the text:

**HOW HIGH  
DO YOU WANT  
TO JUMP?**



**HOW HIGH  
DO YOU WANT  
TO JUMP?**

